














Short-term forecast

Station averages

	 °C	 %	 hPa	 km/h	 mm/h	 °C
23 Nov	0.0 / 0.0		0.0	0.0		0.0 / 0.0
24 Nov	0.0 / 0.0		0.0	0.0		0.0 / 0.0
25 Nov	0.0 / 0.0		0.0	0.0		0.0 / 0.0
26 Nov	0.0 / 0.0		0.0	0.0		0.0 / 0.0
27 Nov	0.0 / 0.0		0.0	0.0		0.0 / 0.0
28 Nov	0.0 / 0.0		0.0	0.0		0.0 / 0.0
29 Nov	0.0 / 0.0		0.0	0.0		0.0 / 0.0
30 Nov	0.0 / 0.0		0.0	0.0		0.0 / 0.0
1 Dec	0.0 / 0.0		0.0	0.0		0.0 / 0.0

Station extremes

	 °C	 %	 hPa	 km/h	 km/h	 mm/h	 °C
23 Nov	16.0 2024	95.0 2022	1036.7 2021	29.0 2022	62.8 2024	30.2 2024	16.0 2024
	1.9 2021	72.0 2022	974.9 2022	-	-	-	-0.4 2021, 2024
24 Nov	15.3 2024	93.0 2020	1030.1 2021	38.8 2022	66.6 2022	9.0 2022	13.1 2020
	1.8 2021	68.0 2022	976.4 2024	-	-	-	-1.8 2021
25 Nov	11.5 2022	93.0 2023	1025.2 2021	26.1 2022	54.7 2022	0.0 > 3 cases	9.0 2022
	-1.3 2023	75.0 2022	996.4 2022	-	-	-	-3.7 2023
26 Nov	15.1 2022	95.0 2020	1023.3 2020	29.3 2022	63.4 2022	1.4 2023	13.3 2022
	3.0 2020, 2021	71.0 2020	999.1 2023	-	-	-	-3.2 2021
27 Nov	12.2 2022	93.6 2020	1023.0 2020	28.6 2022	58.0 2022	1.2 2022	10.0 2022
	-0.7 2020	66.0 2021	997.0 2023	-	-	-	-3.2 2021
28 Nov	10.7 2020	94.0 2020	1023.7 2020	18.8 2022	36.0 2022	0.2 2022	10.0 2020
	1.4 2021	77.0 2023	999.3 2022	-	-	-	-3.1 2021
29 Nov	12.2 2020	96.0 2020	1028.0 2020	21.7 2021	42.8 2021	0.4 2023	11.7 2020
	1.3 2023	72.0 2023	998.4 2023	-	-	-	-1.0 2023
30 Nov	11.9 2022	94.0 2020, 2021, 2022	1029.0 2020	27.0 2021	56.5 2021	3.4 2021	10.1 2022
	1.1 2023	74.7 2023	996.5 2021	-	-	-	-1.5 2023
1 Dec	12.2 2022	94.0 2022	1030.6 2020	28.7 2021	58.0 2021	0.2 2023	11.0 2022
	-0.9 2023	73.4 2022	1000.2 2021	-	-	-	-3.3 2023

Almanac

